

Examination Chairs and Accessories



Distributore Ufficiale per l'Italia

REF ITALIA S.R.L

Via Nomentana, 403 – 00162 ROMA

Tel. +39 0645547880 – Fax +39 0645547881

Mail: info@refitalia.it

www.refitalia.it – www.colposcopi.it





Examination Chairs

Gynaecology Examination Chair AGA-LIFT

The gynaecology examination chair AGA-LIFT is available in two different configurations, equipped with:

- Electric pelvic adjustment, electric height adjustment and electric backrest adjustment (Article No. GL-1060/EEE), or with
- Electric pelvic adjustment and electric height adjustment. The backrest is then adjusted manually, with a gas pressure spring (Article No. GL-1060/EE).



1 GL-1060/EEE, BKG-600, FUS-2000



2 GL-1060/EE, BKG-600, BHG-600, RL-2060

	AGA-LIFT	
	GL-1060/EEE	GL-1060/EE
Article number	GL-1060/EEE	GL-1060/EE
Picture(s)	In 1	In 2
Price		
Length (mm) Backrest/Seat section	1150 800/350	
Width (mm)	580 (640 with standard rails)	
Height adjustment (mm)	650-850 (Electric)	
Upholstery - Seat (mm)	85	
Upholstery - Backrest (mm)	85-135	
Backrest adjustment	0° / +54° (Electric)	0° / +54° (Gas pressure spring)
Pelvic tilting	+30° (Electric)	
Trendelenburg	30°	
Maximum load (kg)	200	
Pelvic cutout	✓	
Levelling feet	✓	
Accessories	Pages 80-83	

- The ergonomic upholstery of the backrest and seat provides a very high comfort level. A pelvic cutout has been added to the seat area. The wedge-shaped backrest eliminates the need for a separate neck roll.
- The electric adjustments of the pelvic tilting, seat height and backrest are done with maintenance-free and extremely quiet electric motors, controlled by air pulses via foot switches.
- Drive specifications (each unit):
Height: 230V, 50/60Hz, 3,7A, 850W, IPX4, v=14 mm/s, 7000N.
Seat: 230V, 50/60Hz, 3,7A, 850W, IPX4, v=14 mm/s, 7000N.
Back: 230V, 50/60Hz, 1,5A, 350W, IPX4, v= 6 mm/s, 4000N.

The gynaecology examination chairs AGA-LIFT include:

- A pair of standard rails on the outside of the seat section,
- Two slots (right/left side) for a colposcope holder,
- A grounded AC outlet at the rear of the column,
- A stainless steel pan (300x200x65 mm) with holder,
- A paper roll holder on the backrest,
- The foot switches.

Additional Features

- The working height may be adjusted continuously from 650 mm up to 1160 mm (measured at the seat front edge), with full use of both motorized adjustments.

Examination Chairs

Gynaecology Examination Chairs AGA-MED and AGA-PERMO

The examination chair AGA-MED (Article No. GU-1058/E) differs from the previously described AGA-LIFT (Article No. GL-1060/EE) in that it has no height adjustment. This option cannot be retrofitted. Therefore, a fold-up step stool has been included.

The gynaecology examination chair AGA-PERMO (Article No. GU-1062/G) is operated independently of a power source, as all adjustment are done manually. This type of construction results in a very competitively-priced product.

	AGA-MED	AGA-PERMO
Article number	GU-1058/E	GU-1062/G
Picture(s)	In 1	In 2
Price		
Length (mm) Backrest/Seat section	1150 800/350	
Width (mm)	580 (640 with standard rails)	
Height (mm)	865	830
Upholstery - Seat (mm)	85	67
Upholstery - Backrest (mm)	85-135	67
Backrest adjustment	0° / +54° (Gas pressure spring)	0° / +63° (Gas pressure spring)
Pelvic tilting	+30° (Electric)	+35° (Gas pressure spring)
Maximum load (kg)	200	150
Pelvic cutout		✓
Levelling feet		✓
Step stool (fold-up)		✓
Accessories	Pages 80-83	



1 GU-1058/E, BKO-2522, BH-2511, RL-2060

Additional Features

- The adjustment of the pelvic tilting on the AGA-MED from 865 to 1175 mm (measured at the seat front edge) is done with a maintenance-free and extremely quiet electric motor, controlled by air pulses via a foot switch. Drive specifications: 230V, 50/60Hz, 3,7A, 850W, IPX4, v=14 mm/s, 7000N.

The gynaecology examination chair AGA-MED includes:

- A pair of standard rails on the outside of the seat section,
- A fold-up step stool (490x320x250 mm, WxDxH),
- Two slots (right/left side) for a colposcope holder,
- A grounded AC outlet at the rear of the column,
- A stainless steel pan (300x200x65 mm) with holder,
- A paper roll holder on the backrest,
- The foot switch.

The gynaecology examination chair AGA-PERMO includes:

- A pair of standard rails on the outside of the seat section,
- A fold-up step stool (490x320x250 mm, WxDxH),
- Two slots (right/left side) for a colposcope holder,
- A neck roll with strap,
- A stainless steel pan (300x200x65 mm) with holder,
- A paper roll holder on the backrest.



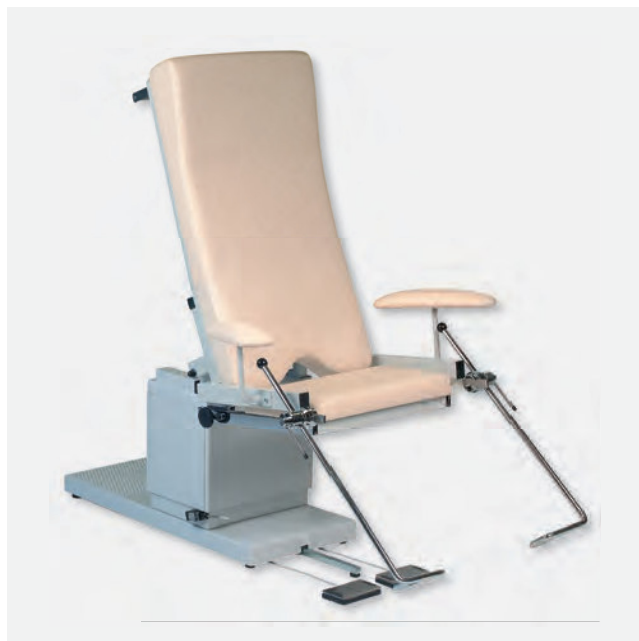
2 GU-1062/G, RL-2060, BKO-2522, BH-2511

Examination Chairs

Proctology Examination Chair AGA-PROKTO-LIFT

The proctology examination chair AGA PROKTO-LIFT (Article No. PRE-1067/EE) is designed to relieve the patients mentally and physically as much as possible before, during and after the examination in the lithotomy position.

After the physician has brought the backrest into the horizontal position using the electric adjustment, the entire seat section can be folded down using a couple of handles.



1 PRE-1067/EE, BKG-600, FES-2000



2 PRE-1067/EE, BKG-600, FES-2000

	AGA-PROKTO-LIFT
Article number	PRE-1067/EE
Picture(s)	In 1-2
Price	
Length - Backrest (mm) Length - Seat section (mm)	1050 350
Width (mm)	580 (1030 with armrests)
Height adjustment (mm) - Backrest horizontal	830-1030 (Electric)
Initial seating height (mm)	620
Upholstery thickness - Seat (mm)	70
Upholstery thickness - Backrest (mm)	95-135
Backrest adjustment	0° / +54° (Electric)
Seat adjustment	Folding manually
Maximum load (kg)	130
Pelvic cutout	✓
Levelling feet	✓
Mounting clamps (set of two)	BKG-600
Heel rests (set of two)	FES-2000
Leg rests, Göpel (set of two)	BHG-600
Castors with central locking system (Ø 50 mm)	LR/Z-50

- The electric height and backrest tilt adjustments are done with two maintenance-free, spill-proof and extremely quiet electric motors, controlled by air pulses via foot switches.
Drive specifications (each unit): height adjustment 230V, 50/60Hz, 3,7A, 850W, IPX4, v=14 mm/s, 7000N, backrest adjustment 230V, 50/60Hz, 1,8A, 360W, IPX4, v=7 mm/s, 10000N.
- The wide base of the frame together with the pull-out support rod guarantee the high stability of the examination chair.
- The shock- and scratch-resistant protective covers of the column and base are easy to clean, like all other components.

The proctology examination chair AGA-PROKTO-LIFT includes:

- A pair of armrests,
- A stainless steel pan (250x190x45 mm) with holder,
- A paper roll holder on the backrest,
- A pull-out support rod,
- The foot switches.

Additional Features

- The ergonomic upholstery of the backrest and seat provides a very high comfort level. The wedge-shaped backrest eliminates the need for a separate neck roll.

Examination Chairs

Proctology Examination Chairs AGA-RE-PRO-LIFT and AGA-RE-PRO

Proctology examinations can be carried out in the knee-elbow position as well as in the lithotomy position. The examination chairs AGA-RE-PRO-LIFT (Article No. RPL-1060/EE) and AGA-RE-PRO (Article No. RP-1058/E) are equipped for the knee-elbow examination position.

The proctology examination chair AGA-RE-PRO (Article No. RP-1058/E) has no height adjustment. Since the distance between the knee support plate and the rectoscopy bolster is variable, the physician may adjust the height of the rectoscopy bolster individually. For the patient, this results in a safe examination position and for the physician in an ergonomically healthy and comfortable working height.

	AGA-RE-PRO-LIFT	AGA-RE-PRO
Article number	RPL-1060/EE	RP-1058/E
Picture(s)	In 1	In 2
Price		
Length (mm) Backrest/Seat section	1150 800/350	
Width (mm)	580 (640 with standard rails)	
Height adjustment (mm)	650-850 (Electric)	—
Fixed height (mm)	—	865
Upholstery - Seat (mm)	85	
Upholstery - Backrest (mm)	85-135	
Backrest adjustment	0° / +54° (Gas pressure spring)	
Pelvic tilting	+30° (Electric)	
Trendelenburg	30°	30°
Maximum load (kg)	200	
Pelvic cutout	✓	
Levelling feet	✓	
Step stool (fold-up)	▪	✓
Accessories	Pages 80-83	

✓ included in delivery ▪ available (extra charge) — not available



1 RPL-1060/EE, BKO-2522, RRH-65



2 RP-1058/E, BKO-2522, RRH-65, RL-2060

Additional Features

The AGA-RE-PRO-LIFT is very similar to the AGA-RE-PRO:

- With full use of both motorized adjustments (height and tilt) on the AGA-RE-PRO-LIFT, the height may be adjusted continuously from 650 mm up to 1160 mm (measured at the seat front edge), to provide an ideal working height for every user.
- Meanwhile, on the AGA-RE-PRO, the working height can be adjusted from 865 to 1175 mm (also measured at the seat front edge) using electric tilting of the seat section.
- The adjustments are done with maintenance-free, spill-proof and extremely quiet electric motors, controlled by air pulses via foot switches. Drive specifications (each unit): 230V, 50/60Hz, 3,7A, 850W, IPX4, v=14 mm/s, 7000N.
- The AGA-RE-PRO is equipped with a fold-up step stool to ease the patient's positioning on the knee plate. The distance from

the step stool to the knee support plate (in the lowest position) is 400 mm.

The standard proctology examination chairs include:

- A pair of standard rails on the outside of the seat section,
- Two slots (right/left side) for a colposcope holder,
- A grounded AC outlet at the rear of the column,
- A stainless steel pan (300x200x65 mm) with holder,
- A paper roll holder on the backrest,
- The foot switch(es).

Besides, the proctology examination chair AGA-RE-PRO (Article RP-1058/E) also includes:

- A fold-up step stool (490x320x250 mm, WxDxH),
- A knee support plate.

Examination Chairs

Urology Examination Chair AGA-URO-LIFT

The urology examination chairs AGA-URO-LIFT (Article No. UUS-3060/EEE and UUS-3060/EE) and AGA-URO-MED (Article No. UUS-3058/E, on the following page) are equipped with a seat-synchrone centrifugal sink.

Thanks to the seat synchronization, the spray protection is increased, even in a raised pelvis position. The centrifugal sink is equipped with a siphon, a spray nozzle and inlet/outlet hoses. The technical data and connection values are provided on the next page.



1 UUS-3060/EE, BKG-600, BH-2511, RL-2060



2 UUS-3060/EE, BKG-600, BH-2511, RL-2060

	AGA-URO-LIFT	
Article number	UUS-3060/EEE	UUS-3060/EE
Picture(s)	Similar 1-2	In 1-2
Price		
Length (mm) Backrest/Seat section	1150 800/350	
Width (mm)	580 (640 with standard rails)	
Height adjustment (mm)	650-850 (Electric)	
Upholstery - Seat (mm)	85	
Upholstery - Backrest (mm)	85-135	
Backrest adjustment	0° / +54° (Electric)	0° / +54° (Gas pressure spring)
Pelvic tilting	+30° (Electric)	
Trendelenburg	30°	
Maximum load (kg)	200	
Pelvic cutout	✓	
Levelling feet	✓	
Accessories	Pages 80-83	

- The ergonomic upholstery of the backrest and seat provides a very high comfort level. A pelvic cutout has been added to the seat area. Besides, the wedge-shaped backrest eliminates the need for a separate neck roll.
- The electric adjustments of the height, the pelvic tilting, and (if available) the backrest are done with maintenance-free and extremely quiet electric motors, controlled by air pulses via foot switches.
- Drive specifications (each unit):
Height: 230V, 50/60Hz, 3,7A, 850W, IPX4, v=14 mm/s, 7000N.
Seat: 230V, 50/60Hz, 3,7A, 850W, IPX4, v=14 mm/s, 7000N.
Back: 230V, 50/60Hz, 1,5A, 350W, IPX4, v= 6 mm/s, 4000N.

The urology examination chair AGA-URO-LIFT includes:

- A pair of standard rails on the outside of the seat section,
- Two slots (right/left side) for a colposcope holder,
- A grounded AC outlet at the rear of the column,
- A synchrone centrifugal sink (compliant DIN EN 1717),
- A paper roll holder on the backrest,
- The foot switches.

Additional Features

- The height may be adjusted from an initial height of 650 mm up to 1160 mm (measured at the seat front edge), with full use of both motorized adjustments, therefore providing an ideal working height for every user.

Examination Chairs

Urology Examination Chair AGA-URO-MED

The urology examination chair AGA-URO-MED (Article No. UUS-3058/E) differs from the previously described AGA-URO-LIFT (Article No. UUS-3060/EE) in that it has a fixed height. The height adjustment option cannot be retrofitted. However, a fold-up step stool is included.

	AGA-URO-MED
Article number	UUS-3058/E
Picture(s)	In 1-2
Price	
Length (mm) Backrest/Seat section	1150 800/350
Width (mm)	580 (640 with standard rails)
Height (mm)	865
Upholstery - Seat (mm)	85
Upholstery - Backrest (mm)	85-135
Backrest adjustment	0° / +54° (Gas pressure spring)
Pelvic tilting	+30° (Electric)
Maximum load (kg)	200
Pelvic cutout	✓
Levelling feet	✓
Step stool (fold-up)	✓
Accessories	Pages 80-83



1 UUS-3058/E, BKG-600, BH-2511, RL-2060



2 UUS-3058/E, BKG-600, BH-2511, RL-2060 - Detail

Additional Features

- The electric adjustment of the pelvic tilting from 865 to 1175 mm (measured at the seat front edge) is done with a maintenance-free and extremely quiet electric motor, controlled by air pulses via a foot switch.
Drive specifications: 230V, 50/60Hz, 3,7A, 850W, IPX4, v=14 mm/s, 7000N.

The urology examination chair AGA-URO-MED includes:



- A pair of standard rails on the outside of the seat section,
- A fold-up step stool (490x320x250 mm, WxDxH),
- Two slots (right/left side) for a colposcope holder,
- A grounded AC outlet at the rear of the column,
- A synchronic centrifugal sink (compliant DIN EN 1717),
- A paper roll holder on the backrest,
- The foot switch.

Technical Data - Centrifugal Sink

- Stainless steel pan 330x300x100 mm (WxDxH),
- Inlet hose Ø 3", length 1500 mm,
- Chrome-plated universal valve 1¼"xØ 60 mm (incl. plug), with siphon (1¼"xØ 32 mm),
- Outlet spiral hose (inner Ø 32 mm, length 1600 mm).

Accessories

Accessories for Examination Chairs










Picture	Article Number	Description	Price
	BKO-2522	Mounting clamps (set of two), chrome-plated, suitable for standard rails.	
	BKG-600	Göpel mounting clamps (set of two), adjustable, chrome-plated, suitable for standard rails.	
	HRM-14/Band HRM-14/Klett	Half-round neck bolster with strap. Half-round neck bolster with hook-and-loop fasteners. Synthetic leather, Ø 200x400 mm. Upholstery colours on page 4.	
	RL-2060	Ring armrests (set of two), black, dimensions 270x340x45 mm (HxLxW), mounting clamps (M10) included.	
	BH-2511	Leg rests (set of two) with plastic shells and straps. *Mounting clamps (set of two) for standard rails required.	
	BHG-600	Göpel leg rests (set of two), with spherical joints, PU-foam pads with black upholstery. *Mounting clamps (set of two) for standard rails required.	
	GBH-2000	Göpel leg rests (set of two), chrome-plated, with spherical joints, PU-foam pads, twice curved rods with synthetic leather cover. Upholstery colours on page 4. *Göpel mounting clamps (set of two) required (BKG-600).	
	FUS-2000	Footrests (set of two), chrome, with spherical joints, synthetic leather cover, adjustable foot plates. *Göpel mounting clamps (set of two) required (BKG-600).	

Gynaecology	Gynaecology	Gynaecology	Urology	Proctology	Proctology
GL-1060/EE(E)	GU-1058/E	GU-1062/G	UUS-3060/EE(E) UUS-3058/E	RPL-1060/EE RP-1058/E	PRE-1067/EE
▪	▪	▪	▪	▪	—
▪	▪	▪	▪	▪	▪
▪	▪	▪	▪	▪	▪
▪	▪	▪	▪	▪	—
▪	▪	▪	▪	▪	—
▪	▪	▪	▪	▪	▪
▪	▪	▪	▪	▪	—
▪	▪	▪	▪	▪	—

✓ included in delivery ▪ available (extra charge) — not available

Accessories

Accessories for Examination Chairs

Picture	Article Number	Description	Price
	FES-2000	Heelrests/Stirrups (set of two), chrome-plated. *Göpel mounting clamps (set of two) required (BKG-600).	
	RRH-65	Rectoscopy bolster, continuously height-adjustable, dimensions 740x65x550 mm (LxWxH). *Mounting clamps (set of two) for standard rails required.	
	BP-430 BP-460	Leg plate, dimensions 350x580 mm (LxW). Leg plate, dimensions 350x580 mm (LxW). To extend the tabletop length of the examination chair. Upholstery colours on page 4.	
	KP-1058	Knee plate, dimensions 170x520 mm (LxW). Upholstery colours on page 4. *Included in the price with model RP-1058/E.	
	KS-2000	Centrifugal sink (compliant DIN EN 1717), stainless steel pan 330x300x100 (WxDxH), inlet hose Ø 3/4", length 1500 mm, chrome-plated universal valve 1 1/4"xØ 60 mm (incl. plug), with siphon (1 1/4"xØ 32 mm), outlet spiral hose (inner Ø 32 mm, length 1600 mm). *Retrofitting is not possible.	
	ERV	Extra charge for motorized backrest adjustment instead of manual with gas spring, controlled by foot switch (or hand switch). Drive specifications: 230V, 50/60Hz, 1,5A, 350W, IPX4, v=10 mm/s, 3500N. Included in the price with models GL-1060/EEE and UUS-3060/EEE. *Retrofitting is not possible.	
	KH-300/L	Colposcope holder, for Leisegang and Kaps brand colposcopes. *Please specify frame colour (see page 4) upon ordering.	
	KH-300/Z	Colposcope holder, for Zeiss and Olympus brand colposcopes. *Please specify frame colour (see page 4) upon ordering.	
	LR/Z-50	Mobile base with central locking castor system (castors Ø 50 mm). The base is equipped with two fixed castors (at the foot end) and two multi-directional castors (at the head end). The foot pedal to lock/unlock is located at the head end of the base frame. *Retrofitting is not possible.	

Gynaecology	Gynaecology	Gynaecology	Urology	Proctology	Proctology
GL-1060/EEE GL-1060/EE	GU-1058/E	GU-1062/G	UUS-3060/EEE UUS-3060/EE UUS-3058/E	RPL-1060/EE RP-1058/E	PRE-1067/EE
▪	▪	▪	▪	▪	▪
▪	▪	▪	▪	▪	—
— ▪	— ▪	▪ —	— ▪	— ▪	— —
▪	▪	▪	▪	▪	—
▪	▪	—	✓	▪	—
✓ ▪	▪	▪	✓ ▪ ▪	▪	✓
▪	▪	▪	▪	▪	—
▪	▪	▪	▪	▪	—
▪	▪	▪	▪	▪	▪

✓ included in delivery ▪ available (extra charge) — not available